



National Marine Manufacturers Association

nmma.org

ECONOMIC SIGNIFICANCE OF RECREATIONAL BOATING IN WASHINGTON

CONGRESSIONAL DISTRICT 2

| | |
|--|-----------------|
| Number of Recreational Boats* | 27,060 |
| Recreational Boating Industry Businesses | 306 |
| Total Jobs | 3,104 |
| Annual Recreational Boating-Related Spending | \$158.5 MILLION |





TOTAL ANNUAL ECONOMIC IMPACT OF RECREATIONAL BOATING:

\$381.0 MILLION

RECREATIONAL BOATS IN WA-2

TOTAL BOATS* ▶ 27,060

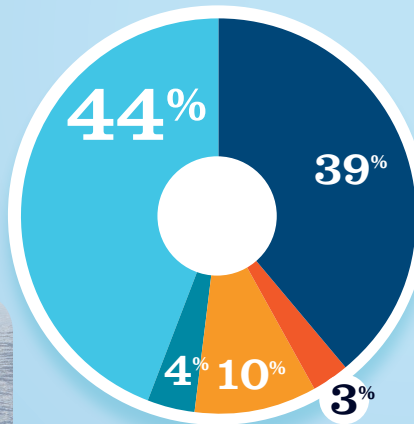
| | |
|---------------------|--------|
| REGISTERED BOATS | 27,060 |
| Power boats | 22,646 |
| PWCs | 2,081 |
| Sailboats | 2,253 |
| Other Boats | 80 |
| HOUSEHOLDS PER BOAT | 9.9 |



* Total boats are registered boats as reported by states to the USCG.

RECREATIONAL BOATING CREATES JOBS IN WA-2

| | |
|----------------------------|---------|
| TOTAL BOATING JOBS | ▶ 4,059 |
| Boat Building | 1,786 |
| Motor / Engine Mfgr. | 151 |
| Accessory / Supplies Mfgr. | 419 |
| Dealers / Wholesalers | 138 |
| Boat Services | 1,565 |

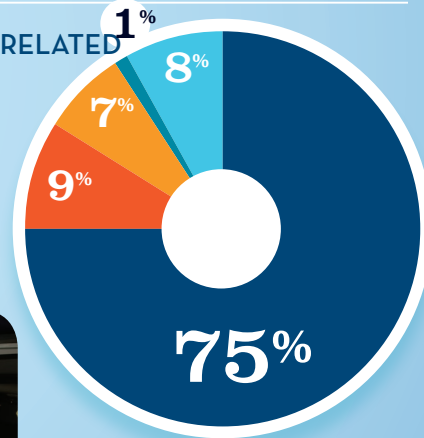


BOAT BUILDING (44%)
MOTOR/ENG. MFGR. (4%)
ACC./SUPPLIES MFGR. (10%)
DLRS/WHOLESALERS (3%)
BOAT SERVICES (39%)



RECREATIONAL BOATING-RELATED BUSINESSES IN WA-2

| | |
|----------------------------|-----|
| TOTAL BUSINESSES | 306 |
| Boat Building | 26 |
| Motor / Engine Mfgr. | 3 |
| Accessory / Supplies Mfgr. | 20 |
| Dealers / Wholesalers | 29 |
| Boat Services | 228 |

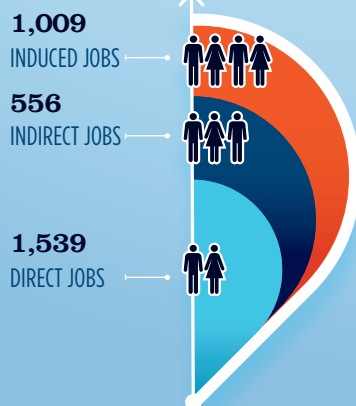


BOAT BUILDING (8%)
MOTOR/ENG. MFGR. (1%)
ACC./SUPPLIES MFGR. (7%)
DLRS/WHOLESALERS (9%)
BOAT SERVICES (75%)



ESTIMATED JOBS IMPACT OF RECREATIONAL BOATING-RELATED SPENDING IN WA-2

| | |
|-------------------------|--------------------|
| EST. TOTAL JOBS | ▶ 3,104 |
| EST. TOTAL LABOR INCOME | ▶ \$128.3 MILLIONS |
| Est. Direct Income | \$53.5 |
| Est. Indirect Income | \$30.6 |
| Est. Induced Income | \$44.2 |



RECREATIONAL BOATING INDUSTRY SALES IN WA-2

| | |
|--|------------------|
| Boat Building | \$139.4 MILLION |
| Motor / Engine Mfgr. | \$88.8 MILLION |
| Accessory / Supplies Mfgr. | \$104.1 MILLION |
| TOTAL MFGR. SALES | ▶ \$332.3 |
| Dealers / Wholesalers | \$65.2 MILLION |
| Boat Services | \$429.6 MILLION |
| TOTAL RETAIL & SERVICES SALES | ▶ \$494.8 |

BOAT BUILDING (139.4)
MOTOR/ENG. MFGR. (88.8)
ACC./SUPPLIES MFGR. (104.1)
DLRS/WHOLESALERS (65.2)
BOAT SERVICES (429.6)

Source: NMMA's Center of Knowledge; Recreational Marine Research Center at Michigan State University